


RING475N

RING THE BELL™

\$2
83% PAYOUT!

Find this symbol  **WINNER** for your chance to win up to \$599







Finding 1 of the 6 Ring The Bell WINNING symbol tickets earns you a chance to Ring The Bell. When found the player will choose 1 of 6 letters below. The seller will open the chosen letter seal to see which column bell the player gets to ring. Proceed to winning bell column that matches at the bottom of this flare.

A
B
C
D
E
F

Instant Winners


\$301	\$301	\$200	\$200	\$100
\$100	\$100	\$100	\$100	\$26
\$26	\$26	\$26	\$26	\$26
\$26	\$26	\$26	\$26	\$26

\$4
134 Winners

COLUMN 1	COLUMN 2	COLUMN 3	COLUMN 4	COLUMN 5	COLUMN 6
					
1	2	3	4	5	6
1	2	3	4	5	6
1	2	3	4	5	6
1	2	3	4	5	6

The seller opens the 4 windows in the number column you were assigned. The 4 seals combined let you win a minimum of \$400 and up to a maximum of \$599. GOOD LUCK, SWING AWAY!!!

SECURITY NUMBER





PLAYER CHOOSES LETTER		
	WINDOW	INITIAL

INSTRUCTIONS

1. There are 6 tickets like the one shown above. When a player finds one of these tickets they will write which window they want the seller to open (A-F) and their initials on the ticket.
2. The seller will open the corresponding window to reveal which column (1-6) the player wins.
3. The seller opens the 4 window seals for that given column to reveal the 4 prizes won.
4. Minimum prize is \$400 and the maximum is \$599
5. Seller would fill out 4 prize receipts and staple the window stubs to them. Then staple all 4 prize receipts together along with the winning pulltab.